

## 10 Giant ETF Holdings

*Ten of the most widely held ETF components with above-average dividend rank*

<http://www.etfchannel.com/>

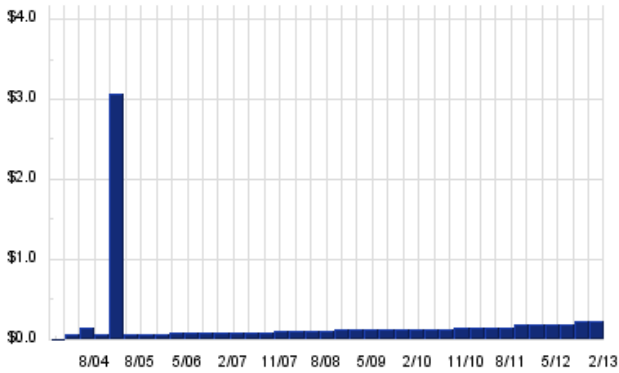
ETF Channel tracks the top most widely held ETF components by total dollar amount held across the entire coverage universe of ETFs, and has paired that list with Dividend Channel's proprietary DividendRank formula, to bring you this list of 10 "dividend giants" – stocks with staggeringly-large dollar amounts of stock held by ETFs, and which also pay above-average dividends and have a strong DividendRank.



## MSFT — Key Stats

Company Name:	Microsoft Corporation
Website:	<a href="http://www.microsoft.com">www.microsoft.com</a>
Sector:	Application Software
Number of ETFs Holding MSFT:	104
Total Market Value Held by ETFs:	\$9.78B
Total Market Capitalization:	\$235.67B
% of Market Cap. Held by ETFs:	4.15%

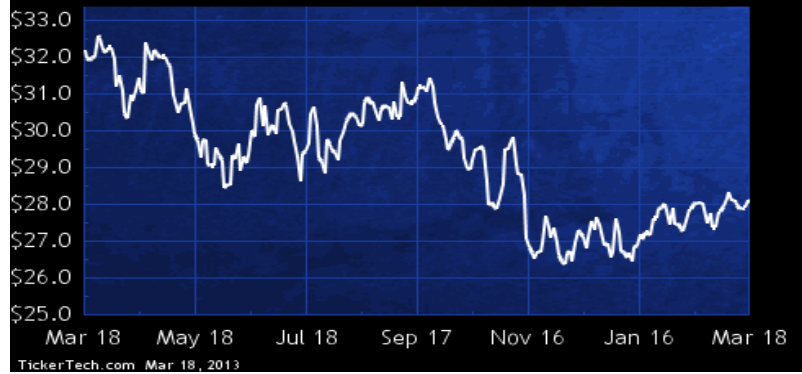
## MSFT Dividend History



TickerTech.com Mar 18, 2013

## MSFT — 3.3% Yield

### Microsoft Corporation

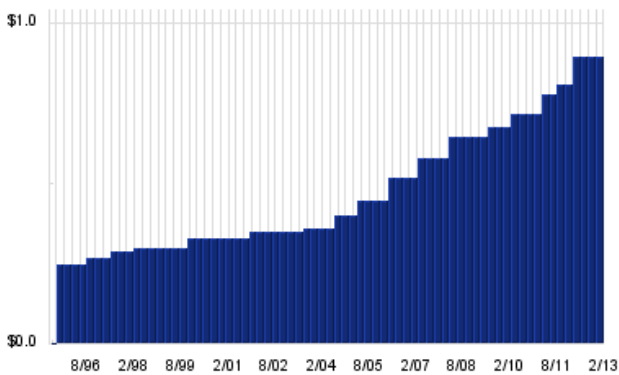


Microsoft is engaged in developing, licensing, and supporting a range of software products and services. Co.'s products include operating systems for personal computers, servers, phones, and other devices; server applications for distributed computing environments; productivity applications; business applications; desktop and server management tools; software development tools; video games; and online advertising. Co. conducts its businesses through five reportable segments: Windows & Windows Live Division, Server and Tools, Online Services Division, Microsoft Business Division, and Entertainment and Devices Division.

## CVX — Key Stats

Company Name:	Chevron Corporation
Website:	<a href="http://www.chevron.com">www.chevron.com</a>
Sector:	Oil & Gas Refining & Marketing
Number of ETFs Holding CVX:	94
Total Market Value Held by ETFs:	\$9.19B
Total Market Capitalization:	\$233.12B
% of Market Cap. Held by ETFs:	3.94%

## CVX Dividend History



TickerTech.com Mar 18, 2013

## CVX — 3.0% Yield

### Chevron Corporation

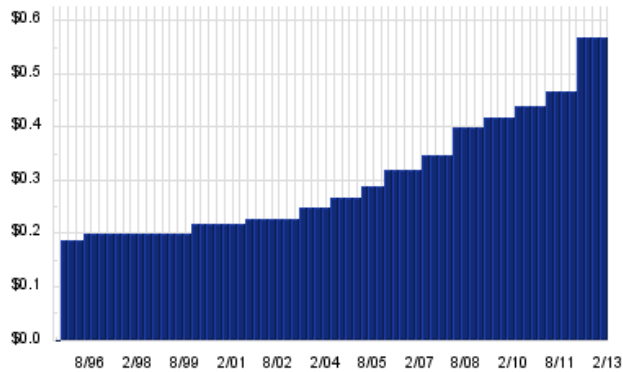


Chevron is engaged in petroleum operations, chemicals operations, mining activities, power generation and energy services. Co.'s upstream operations include exploring, developing and producing crude oil and natural gas, and processing, liquefaction, transportation and regasification associated with liquefied natural gas. Co.'s downstream operations include refining crude oil into petroleum products, and manufactures and markets commodity petrochemicals, plastics for industrial uses and fuel and lubricant additives. At Dec 31 2012, Co. had net proved reserves of 6.48 billion barrels of crude oil, condensate, natural gas liquids and synthetic oil, and 29.20 trillion cubic feet of natural gas.

## XOM — Key Stats

Company Name:	Exxon Mobil Corp.
Website:	<a href="http://www.exxonmobil.com">www.exxonmobil.com</a>
Sector:	Oil & Gas Refining & Marketing
Number of ETFs Holding XOM:	86
Total Market Value Held by ETFs:	\$12.89B
Total Market Capitalization:	\$402.48B
% of Market Cap. Held by ETFs:	3.20%

## XOM Dividend History



TickerTech.com Mar 18, 2013

## XOM — 2.6% Yield

### Exxon Mobil Corp.

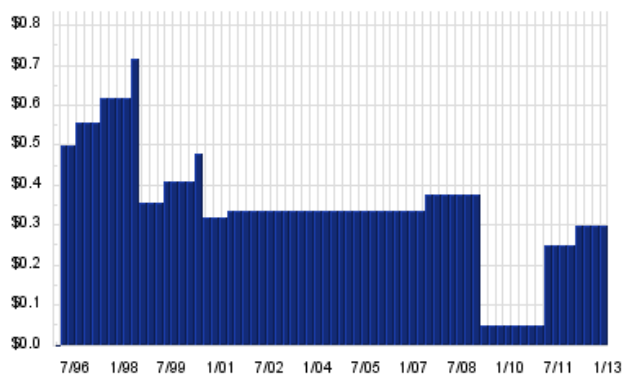


Exxon Mobil is engaged in the energy business. Co.'s principal business consists of the exploration for, and production of, crude oil and natural gas, manufacture of petroleum products and transportation and sale of crude oil, natural gas and petroleum products. Co. is a manufacturer and marketer of commodity petrochemicals, including olefins, aromatics, polyethylene and polypropylene plastics and a range of products. Co. also has interests in electric power generation facilities. As of Dec 31 2012, Co. had 25.16 billion barrels of oil-equivalent proved reserves.

## JPM — Key Stats

Company Name:	JPMorgan Chase & Co.
Website:	<a href="http://www.jpmorganchase.com">www.jpmorganchase.com</a>
Sector:	Banking & Savings
Number of ETFs Holding JPM:	80
Total Market Value Held by ETFs:	\$5.81B
Total Market Capitalization:	\$193.74B
% of Market Cap. Held by ETFs:	3.00%

## JPM Dividend History



TickerTech.com Mar 18, 2013

## JPM — 2.4% Yield

### JPMorgan Chase & Co.



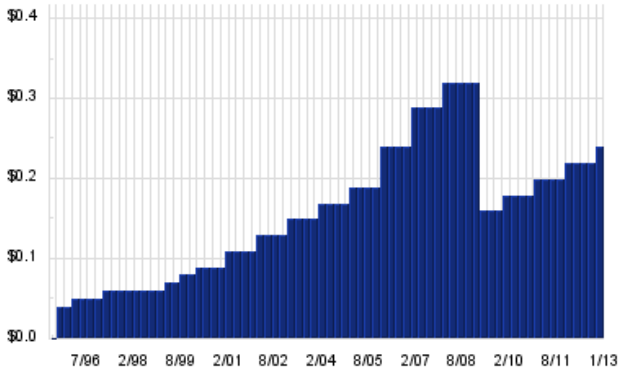
JPMorgan Chase is a financial holding company. Through its subsidiaries, Co. provides investment banking, financial services for consumers and small businesses, commercial banking, financial transaction processing, asset management and private equity. Co.'s wholesale businesses comprise the investment bank, commercial banking, treasury and securities services, asset management segments. Co.'s consumer businesses comprise the retail financial services, and card services and auto segments. Under the J.P. Morgan and Chase brands, Co. serves a number of corporate, institutional and government clients. As of Dec 31 2011, Co. had total assets of \$2.27 trillion and deposits of \$1.13 trillion.

**Preferreds:** [JPM.PRJ](#), [JPM.PRC](#), [JPM.PRI](#), [JPM.PRK](#), [JPM.PRO](#), [JPM.PRP](#), [JPM.PRS](#), [JPM.PRW](#), [JPM.PRX](#), [JPM.PRY](#), [JPM.PRD](#), [JPM.PRA](#)

## PFE – Key Stats

Company Name:	Pfizer Inc
Website:	<a href="http://www.pfizer.com">www.pfizer.com</a>
Sector:	Drugs & Pharmaceuticals
Number of ETFs Holding PFE:	89
Total Market Value Held by ETFs:	\$6.36B
Total Market Capitalization:	\$202.09B
% of Market Cap. Held by ETFs:	3.14%

## PFE Dividend History



TickerTech.com Mar 18, 2013

## PFE – 3.4% Yield

### Pfizer Inc

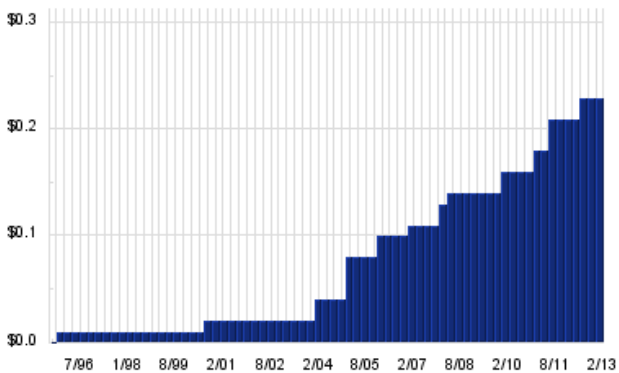


Pfizer is a research-based biopharmaceutical company. Co.'s Primary Care segment includes products prescribed by primary-care physicians. Co.'s Specialty Care and Oncology segment includes products prescribed by physicians who are specialists. Co.'s Established Products and Emerging Markets segment includes products that have lost patent protection or marketing rights and those sold in emerging markets. Co.'s Animal Health and Consumer Healthcare segment includes products and services to address disease in livestock and companion animals and non-prescription products in several therapeutic categories. Co.'s Nutrition segment includes a range of infant and toddler nutritional products.

## INTC – Key Stats

Company Name:	Intel Corp
Website:	<a href="http://www.intc.com">www.intc.com</a>
Sector:	Semiconductors
Number of ETFs Holding INTC:	103
Total Market Value Held by ETFs:	\$4.87B
Total Market Capitalization:	\$107.08B
% of Market Cap. Held by ETFs:	4.55%

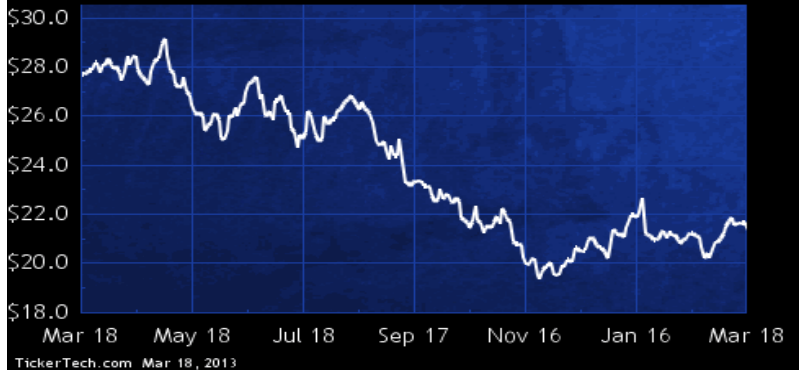
## INTC Dividend History



TickerTech.com Mar 18, 2013

## INTC – 4.2% Yield

### Intel Corp

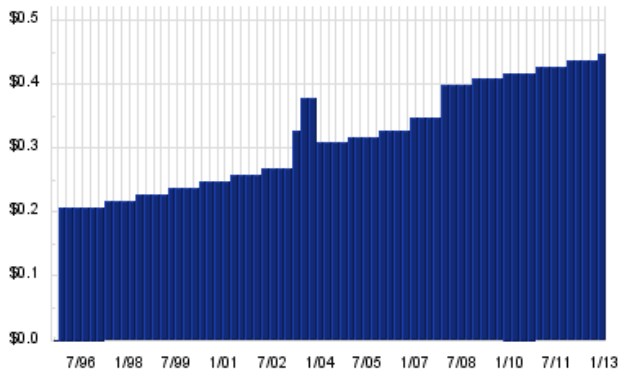


Intel is engaged in designing and manufacturing integrated digital technology platforms, which consist of a microprocessor and chipset, and hardware, software, and services. Co. sells these platforms primarily to original equipment manufacturers, original design manufacturers, and industrial and communications equipment manufacturers in the computing and communications industries. Co.'s platforms are used in applications such as PCs (including Ultrabook, detachable, and convertible systems), servers, tablets, smartphones, automobiles, automated factory systems, and medical devices. Co. also develops and sells software and services primarily focused on security and technology integration.

## T – Key Stats

Company Name:	AT&T Inc
Website:	<a href="http://www.att.com">www.att.com</a>
Sector:	<a href="#">Communications Services</a>
Number of ETFs Holding T:	88
Total Market Value Held by ETFs:	\$6.48B
Total Market Capitalization:	\$202.42B
% of Market Cap. Held by ETFs:	3.20%

## T Dividend History



TickerTech.com Mar 18, 2013

## T – 5.0% Yield

### AT&T Inc

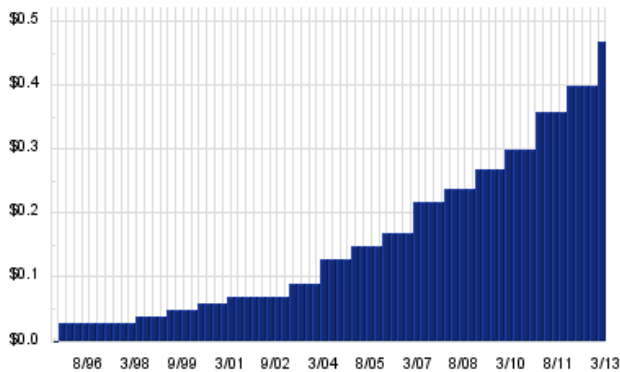


AT&T is a provider of telecommunications services in the U.S. and globally. The services and products that Co. provides include: wireless communications, local exchange services, long-distance services, data/broadband and Internet services, video services, telecommunications equipment, managed networking, and wholesale services. Co. groups its subsidiaries as follows: wireless subsidiaries provide both wireless voice and data communications services across the U.S. and in foreign countries; and wireline subsidiaries provide primarily landline voice and data communication services, AT&T U-verse® high-speed broadband, video, and voice services and managed networking to business customers.

## WMT – Key Stats

Company Name:	Wal-Mart Stores, Inc.
Sector:	<a href="#">Department Stores</a>
Number of ETFs Holding WMT:	88
Total Market Value Held by ETFs:	\$4.89B
Total Market Capitalization:	\$244.94B
% of Market Cap. Held by ETFs:	2.00%

## WMT Dividend History



TickerTech.com Mar 18, 2013

## WMT – 2.6% Yield

### Wal-Mart Stores, Inc.



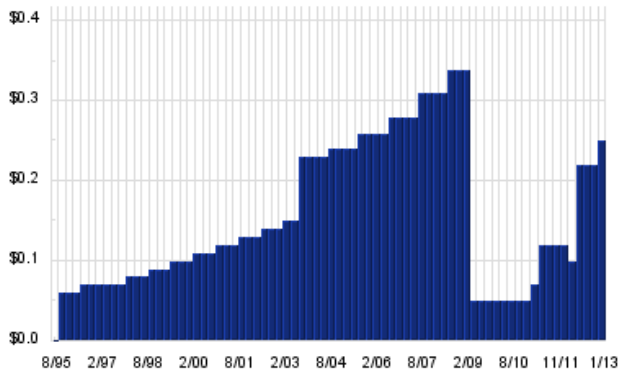
Wal-Mart Stores operates retail stores in various formats. Co.'s operations comprise three business segments: Walmart U.S. segment, which operates retail stores in various formats in all 50 states in the U.S. and Puerto Rico, as well as Walmart's online retail operations, [walmart.com](http://walmart.com); Walmart International segment, which consists of retail operations in 26 countries and includes several formats of retail stores, restaurants, Sam's Clubs and online retail operations that operate outside the U.S.; and Sam's Club segment, which consists of membership warehouse clubs operated in 47 states in the U.S. and Puerto Rico, as well as the segment's online retail operations, [samsclub.com](http://samsclub.com).



## WFC — Key Stats

Company Name:	Wells Fargo & Co.
Website:	<a href="http://www.wellsfargo.com">www.wellsfargo.com</a>
Sector:	Banking & Savings
Number of ETFs Holding WFC:	78
Total Market Value Held by ETFs:	\$5.23B
Total Market Capitalization:	\$194.87B
% of Market Cap. Held by ETFs:	2.68%

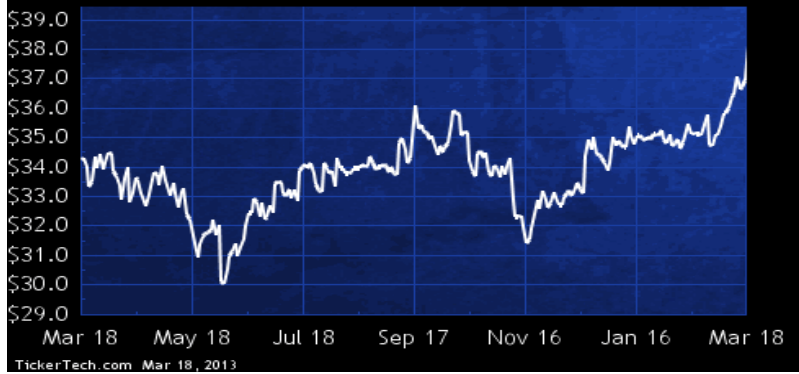
## WFC Dividend History



TickerTech.com Mar 18, 2013

## WFC — 2.6% Yield

### Wells Fargo & Co.



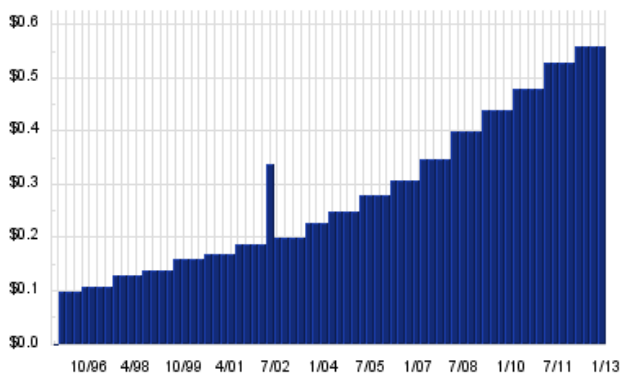
Wells Fargo is a financial holding company and a bank holding company. Through its subsidiaries, Co. operates in three segments: Community Banking, which provides a line of financial products and services including investment, insurance and trust services for consumers and businesses; Wholesale Banking, which provides commercial loans and lines of credit, letters of credit, asset-based lending, equipment leasing, international trade facilities, and trade financing; and Wealth, Brokerage and Retirement, which provides financial planning, private banking, credit, investment management and trust. At Dec 31 2012, Co. had total assets of \$1.42 trillion and total deposits of \$1.00 trillion.

Preferreds: [WNA.PR](#), [WFC.PRN](#), [WFC.PRJ](#), [WFC.PRL](#), [WFC.PRO](#)

## PG — Key Stats

Company Name:	Procter & Gamble Co.
Website:	<a href="http://www.pg.com">www.pg.com</a>
Sector:	Consumer Goods
Number of ETFs Holding PG:	87
Total Market Value Held by ETFs:	\$7.42B
Total Market Capitalization:	\$211.40B
% of Market Cap. Held by ETFs:	3.51%

## PG Dividend History



TickerTech.com Mar 18, 2013

## PG — 3.0% Yield

### Procter & Gamble Co.



Procter & Gamble provides branded consumer packaged goods. Co. has five segments: Beauty, which provides antiperspirant and deodorant, cosmetics, hair care, and hair color; Grooming, which provides blades and razors, electronic hair removal devices, hair care appliances, pre and post shave products; Health Care, which provides feminine care, gastrointestinal, incontinence, rapid diagnostics, respiratory, toothbrush, toothpaste, and vitamins/minerals/supplements; Fabric Care and Home Care, which provides laundry detergents, dishwashing liquids, batteries, and pet care; and Baby Care and Family Care, which provides baby wipes, diapers and pants, paper towels, tissues, and toilet paper.



Nothing in ETF Channel or Dividend Channel is intended to be investment advice, nor does it represent the opinion of, counsel from, or recommendations by BNK Invest Inc. or any of its affiliates, subsidiaries or partners. None of the information contained herein constitutes a recommendation that any particular security, portfolio, transaction, or investment strategy is suitable for any specific person. All viewers agree that under no circumstances will BNK Invest, Inc., its subsidiaries, partners, officers, employees, affiliates, or agents be held liable for any loss or damage caused by your reliance on information obtained. By visiting, using or viewing this site, you agree to the following [Full Disclaimer & Terms of Service](#). Video widget and dividend videos powered by Market News Video. Quote data delayed at least 20 minutes; [data powered by Ticker Technologies](#), and Mergent. [Contact Dividend Channel](#); [Meet Our Editorial Staff](#).